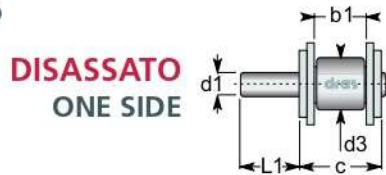
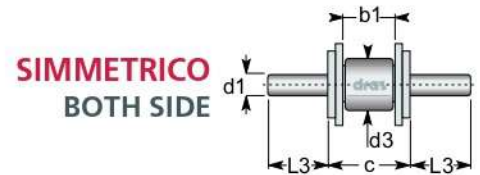


CATENE A PERNI SPORGENTI

EXTENDED PINS CHAINS



**DISASSATO
ONE SIDE**



**SIMMETRICO
BOTH SIDE**

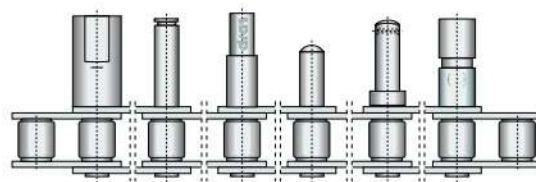
| COD | p | d3 | b1 | c | L1* | L3* | d1 | CR |
|------|--------|-------|-------|-------|--|---------------------------------------|-------|--------|
| 06B1 | 3/8" | 6,35 | 5,77 | 10,94 | 11,30-21,50 | 5,90-11,00 | 3,28 | 9,00 |
| 08B1 | 1/2" | 8,51 | 7,75 | 14,33 | 3,60 - 15,30 - 29,30 | 2,25-8,10-15,10 | 4,45 | 18,20 |
| 10B1 | 5/8" | 10,16 | 9,65 | 16,95 | 4,75 - 11,10 - 17,80 - 20,85 - 24,80 - 34,30 - 38,95 | 2,87-6,0-9,40-10,90-12,90-17,60-19,97 | 5,08 | 23,00 |
| 12B1 | 3/4" | 12,07 | 11,68 | 19,70 | 10,30 - 14,0 - 20,90 - 40,50 | 5,75 - 7,60 - 11,0 - 20,80 | 5,72 | 30,50 |
| 16B1 | 1" | 15,88 | 17,02 | 31,90 | 21,70 - 34,50 - 66,40 | 11,65 - 18,0 - 34,0 | 8,28 | 66,00 |
| 20B1 | 1" 1/4 | 19,05 | 19,56 | 36,90 | 41,0 - 77,40 | 21,40 - 39,60 | 10,19 | 105,00 |
| 24B1 | 1" 1/2 | 25,40 | 25,40 | 49,10 | 50,70 - 99,10 | 26,50 - 50,50 | 14,63 | 180,00 |
| 28B1 | 1" 3/4 | 27,94 | 30,99 | 60,70 | 61,90 - 121,70 | 32,0 - 62,0 | 15,90 | 235,00 |
| 32B1 | 2" | 29,21 | 30,99 | 58,80 | 64,80 - 123,30 | 33,60 - 62,80 | 17,81 | 270,00 |
| 40B1 | 2" 1/2 | 39,37 | 38,10 | 73,00 | 78,90 - 151,20 | 41,0 - 77,0 | 22,89 | 400,00 |
| 48B1 | 3" | 48,26 | 47,70 | 92,00 | 94,20 - 185 | 48,80 - 94,10 | 29,22 | 600,00 |

CR: Resistenza alla trazione minima (kN) / Resistance to minimum traction (kN)

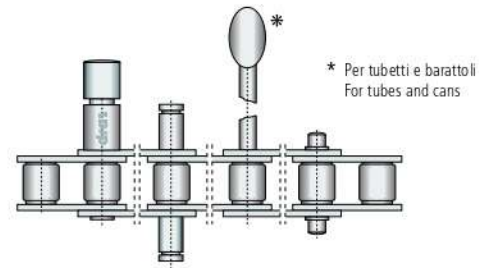
Le misure sono espresse in mm. / Dimensions are expressed in mm.

* Quote a richiesta / Dimension on request

ALTRE POSSIBILI APPLICAZIONI / OTHER POSSIBLE APPLICATIONS

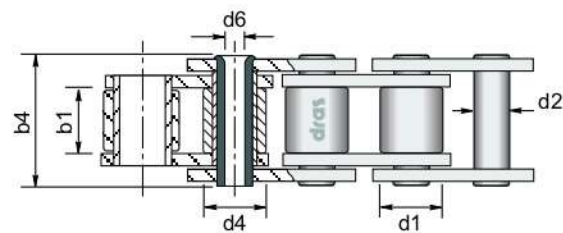
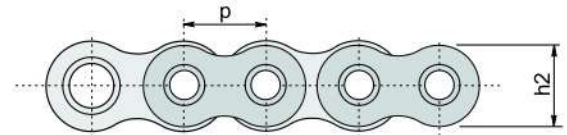


Esecuzione INOX a richiesta / On request INOX execution.



CATENE A PERNI FORATI

HOLLOW PIN CHAINS



| | COD. | p | d1 | d4 | b1 | b4 | d2 | d6 | h2 | CR |
|-----------------|------------|-------|-------|-------|-------|-------|-------|-------|-------|-------|
| CATENE SPECIALI | 7 C40 ● | 12,70 | 8,51 | - | 7,75 | 16,20 | 6,55 | 4,00 | 11,80 | 11,10 |
| | 7 C45 ● | 12,70 | 8,51 | - | 7,75 | 16,20 | 6,55 | 4,50 | 11,80 | 11,10 |
| | 13 C | 19,05 | 12,07 | - | 11,68 | 23,0 | 8,25 | 6,10 | 18,30 | 24,00 |
| | 80 C | 25,40 | 15,88 | - | 15,75 | 32,40 | 11,58 | 8,05 | 24,00 | 45,00 |
| CATENE INOX | 5508-03 | 25,40 | - | 17,10 | 19,90 | 35,70 | 11,11 | 8,20 | 20,80 | 44,00 |
| | 5508-06 | 25,40 | 14,11 | - | 19,90 | 35,70 | 11,11 | 8,20 | 20,80 | 44,00 |
| | A 55 | 41,75 | - | 17,10 | 19,90 | 35,70 | 11,11 | 8,20 | 21,65 | 26,50 |
| | A 155 TS | 41,75 | - | 17,10 | 19,90 | 35,70 | 11,11 | 8,20 | 25,26 | 49,00 |
| | B 255 | 41,75 | 17,11 | - | 19,90 | 39,00 | 14,11 | 10,30 | 25,26 | 49,00 |
| | ZC 50 B 50 | 50,80 | 22,51 | - | 19,90 | 46,60 | 17,10 | 12,50 | 32,00 | 90,00 |
| | ZC 50 S 50 | 50,80 | - | 29,34 | 19,90 | 46,60 | 17,10 | 12,50 | 32,00 | 90,00 |
| | ZC 50 B 60 | 60,00 | 22,51 | - | 19,90 | 46,60 | 17,10 | 12,50 | 32,00 | 90,00 |
| | ZC 50 S 60 | 60,00 | - | 29,34 | 19,90 | 46,60 | 17,10 | 12,50 | 32,00 | 90,00 |
| | S800 | 80,00 | - | 29,00 | 31,00 | 53,10 | 17,00 | 12,50 | 40,00 | 70,00 |
| CATENE INOX | 5508-01 | 25,40 | 14,11 | - | 16,20 | 32,00 | 11,30 | 8,30 | 20,80 | 15,00 |
| | A 55-IN | 41,75 | - | 17,10 | 19,90 | 35,70 | 11,11 | 8,20 | 21,65 | 17,60 |

CR: resistenza alla trazione (KN) / Breaking load (KN)

●: perni ribaditi

●: d1 bussola/bush

●: d4 rulli/roller

Le misure sono espresse in mm. / Dimensions are expressed in mm.

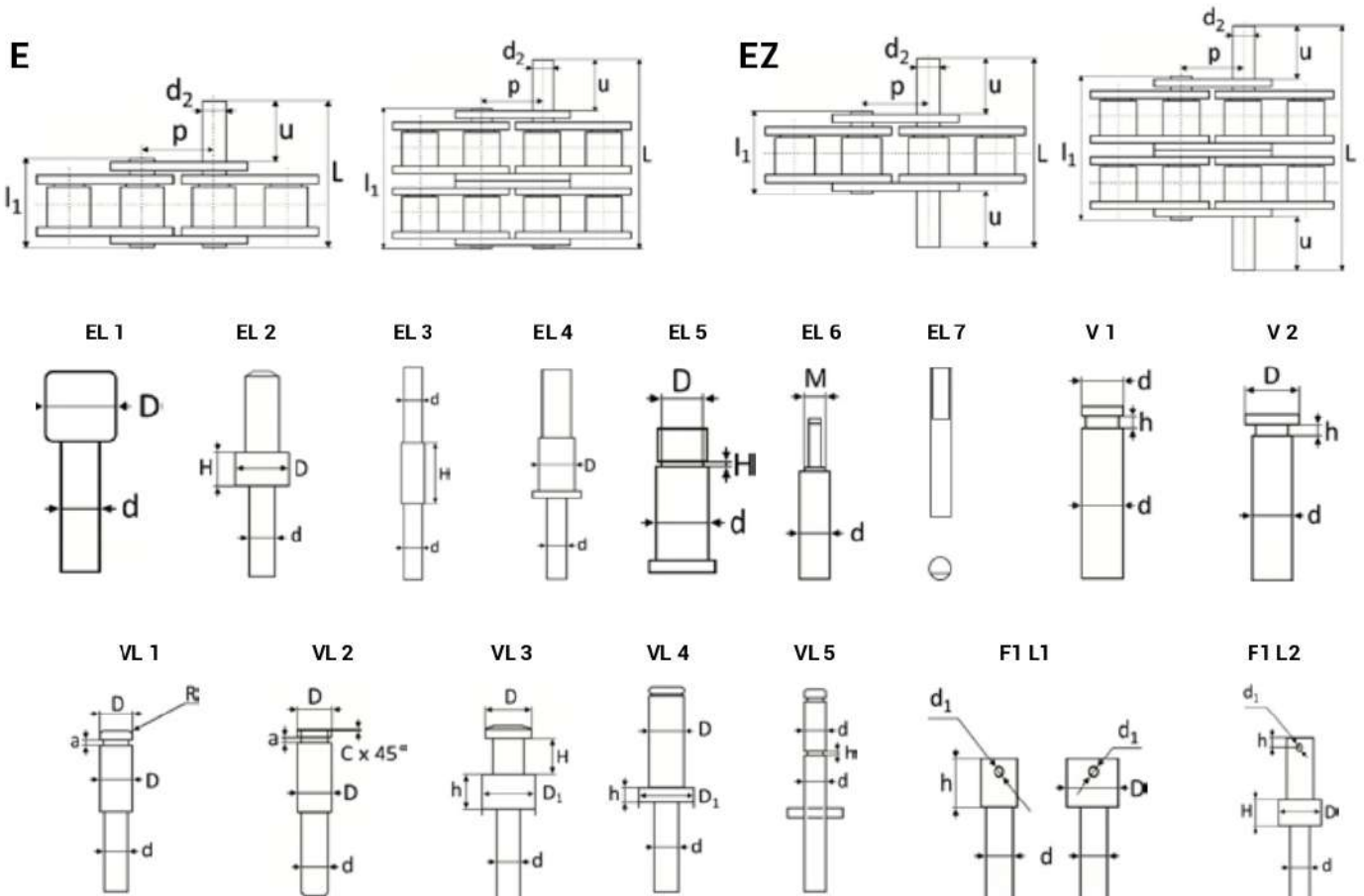
ROLLER CHAINS WITH EXTENDED PINS

CATENE A RULLI A PERNI SPORGENTI

| No. of rows <i>Righe</i> | Chain No. <i>Catena-Nr.</i> | p | d ₂ | L _{max} | l _{1max} | u _{max} |
|-----------------------------|--------------------------------|--------|----------------|------------------|-------------------|------------------|
| | | mm | mm | mm | mm | mm |
| SIMPLEX | 06B-1 ***E | 9,525 | 3,28 | ** | 13 | * |
| | 08B-1 ***E | 12,7 | 4,45 | ** | 16,4 | * |
| | 10B-1 ***E | 15,875 | 5,08 | ** | 18,8 | * |
| | 12B-1 ***E | 19,05 | 5,72 | ** | 21,8 | * |
| | 16B-1 ***E | 25,4 | 8,28 | ** | 35 | * |
| | 20B-1 ***E | 31,75 | 10,19 | ** | 41 | * |
| | 08A-1 ***E | 12,7 | 3,96 | ** | 16,4 | * |
| | 10A-1 ***E | 15,875 | 5,08 | ** | 20 | * |
| | 12A-1 ***E | 19,05 | 5,96 | ** | 25,2 | * |
| | 16A-1 ***E | 25,4 | 7,94 | ** | 32 | * |
| DUPLEX | 06B-1 GL 115E | 9,525 | 3,28 | 23,8 | 13 | 11,5 |
| | 06B-1 GL 212E | 9,525 | 3,28 | 33,5 | 13 | 21,2 |
| | 08B-1 150E | 12,7 | 4,45 | 30,4 | 16,4 | 15 |
| | 08B-1 290E | 12,7 | 4,45 | 44,5 | 16,4 | 29 |
| | 10B-1 180E | 15,875 | 5,08 | 35,6 | 18,8 | 18 |
| | 10B-1 346E | 15,875 | 5,08 | 52,2 | 18,8 | 34,6 |
| | 12B-1 210E | 19,05 | 5,72 | 41,7 | 21,8 | 21 |
| | 12B-1 407E | 19,05 | 5,72 | 61,3 | 21,8 | 40,7 |
| | 16B-1 340E | 25,4 | 8,28 | 67,3 | 35 | 34 |
| | 16B-1 654E | 25,4 | 8,28 | 99 | 35 | 65,4 |

| No. of rows <i>Righe</i> | Chain No. <i>Catena-Nr.</i> | p | d ₂ | L _{max} | l _{1max} | u _{max} |
|-----------------------------|--------------------------------|--------|----------------|------------------|-------------------|------------------|
| | | mm | mm | mm | mm | mm |
| SIMPLEX | 06B-1 ***EZ | 9,525 | 3,28 | ** | 13 | * |
| | 08B-1 ***EZ | 12,7 | 4,45 | ** | 16,4 | * |
| | 10B-1 ***EZ | 15,875 | 5,08 | ** | 18,8 | * |
| | 12B-1 ***EZ | 19,05 | 5,72 | ** | 21,8 | * |
| | 16B-1 ***EZ | 25,4 | 8,28 | ** | 35 | * |
| | 20B-1 ***EZ | 31,75 | 10,19 | ** | 41 | * |
| | 08A-1 ***EZ | 12,7 | 3,96 | ** | 16,4 | * |
| | 10A-1 ***EZ | 15,875 | 5,08 | ** | 20 | * |
| | 12A-1 ***EZ | 19,05 | 5,96 | ** | 25,2 | * |
| | 16A-1 ***EZ | 25,4 | 7,94 | ** | 32 | * |
| DUPLEX | 08B-1 80EZ | 12,7 | 4,45 | 30,4 | 16,4 | 8 |
| | 08B-1 150EZ | 12,7 | 4,45 | 44,5 | 16,4 | 15 |
| | 10B-1 95EZ | 15,875 | 5,08 | 35,6 | 18,8 | 9,5 |
| | 10B-1 178EZ | 15,875 | 5,08 | 52,2 | 18,8 | 17,8 |
| | 12B-1 112EZ | 19,05 | 5,72 | 41,7 | 21,8 | 11,2 |
| | 12B-1 210EZ | 19,05 | 5,72 | 61,3 | 21,8 | 21 |

- * Dimension given by the customer
Dimensioni fornite dal cliente
- ** Calculated dimension
Dimensione calcolata
- *** Pin extension = $u_{max} * 10$
*Lunghezza perno = $u_{max} * 10$*



Dimensions may be adjusted as agreed by the customer.
Dimensioni secondo esigenza del cliente.